



5-6 GHz Grid Dish Antenna

Operating Frequency - 5 - 6 GHz

Product code: K-GRID-003-06

The 90 cm x 70 cm grid reflector yields a 5 GHz grid with a gain of an impressive 30 dBi. This antenna is unique in its excellent performance at the high frequencies since the grid density was from the start



optimised for use in this band. Many earlier competitors used 2.4 GHz reflectors which “leaks” considerable energy when used in the 5 GHz band. The design is such that the grid is moulded in two halves (split-design) which results in a 65% reduction in packaging volume. The feed design also optimises aperture efficiencies which gives significantly higher gain when compared to similar grid antennas.

Features:

- UV Resistant powder coat finish
- Rugged outdoor construction
- Quick and easy installation
- Light weight and low wind resistance
- Azimuth and elevation continuous adjustment

Application:

- Ultra-secure wireless LAN point-to-point communication
- Can be used as client antennas in a wireless network or in similar proprietary standards operating in the 5–6 GHz frequency band.
- Long range CPE installation
- Long range Point-to-Point Links



Poynting Antennas (Pty) Ltd

Specifications:

Product Code:

K-GRID-003-06

Grid antenna with 150mm N(f) pigtail

Electrical:

Gain (max)	30 dBi (+/-0.5 dB)
Frequency	5 - 6 GHz
VSWR* (5.0-6.0 GHz)	< 2.0:1
Polarisation	Linear (Vert or Horiz)
Feed power handling	10 W
E-plane 3 dB beamwidth	6° (± 1°)
H-plane 3 dB beamwidth	5° (± 1°)
Front to back (F/B ratio)	> 30 dB
Nominal input impedance	50 Ohm

Environmental:

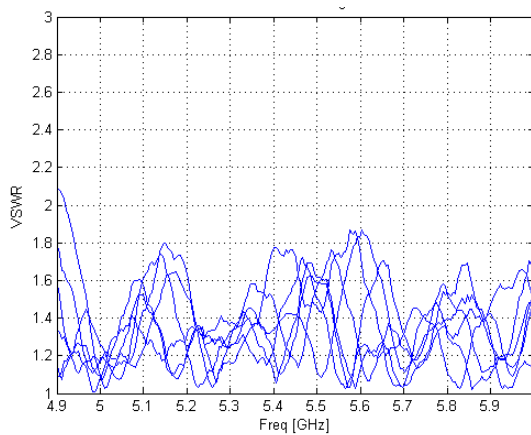
Wind Loading	160 km/h
Temperature Range	- 20° C to +70° C
Shock	40G at 10 msec
Thermal Shock	- 20° C to +70° C : 10 cycles
Salt spray (test method)	No. 72 Din 50021
Water Ingress Rating	IP65 (NEMA 4X)

Mechanical:

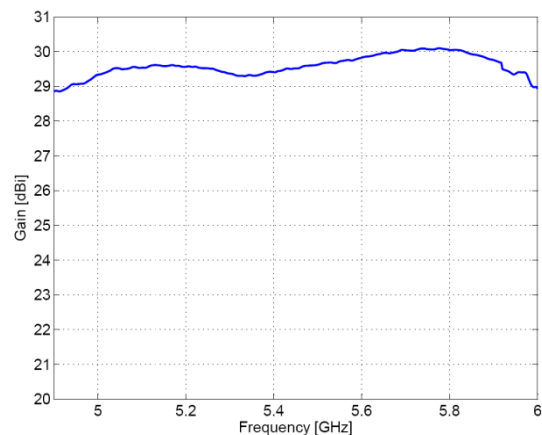
Actual reflector Dimension	90 cm x 70 cm
Dish focal length	30 cm
Weight	3.3 kg
Dish Material	Die cast aluminium
Bracket	High strength with elevation and azimuth tilt

* In dish

VSWR and Gain Pattern:

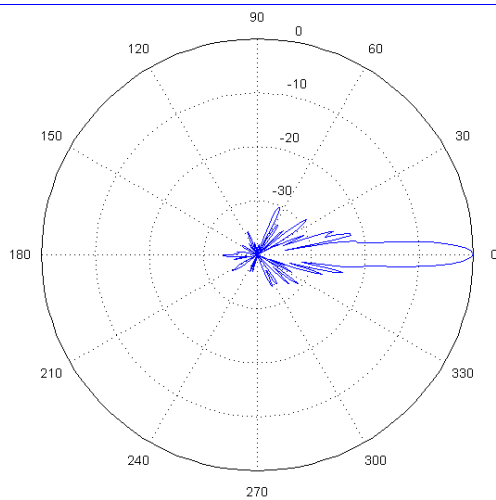


VSWR

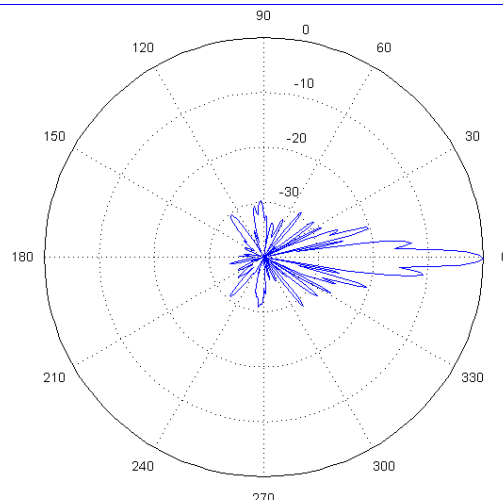


Gain

Radiation Patterns



E-Plane



H-Plane